



**ESPL/ESQL Judgebook
2016**



written by
Ronald van Looij
Prapasakorn Bhucksasri

ESPL judging manual

Definitions:


TRUNK:

Trunk means that the subwoofers, enclosure and port must be in the trunk.

Not higher than the original backseat without headrests, when the headrests are fixed to the backseat than you need commonsense and count them as headrests not as backseat.

The backseats must be in upright position, only from factory original is allowed.

During the measurements the backseats can be down or up, this is the decision of the competitor.



All the sound producing equipment including power supply (battery's, capacitor's, etc.) can be installed every ware, as long as it not infects the normal use of the car.

This means for TRUNK that the backseats must be usable as seats in a way it is intended by the factory. (NO BATTERY'S ETC. IN FRONT OF THE BACKSEAT)

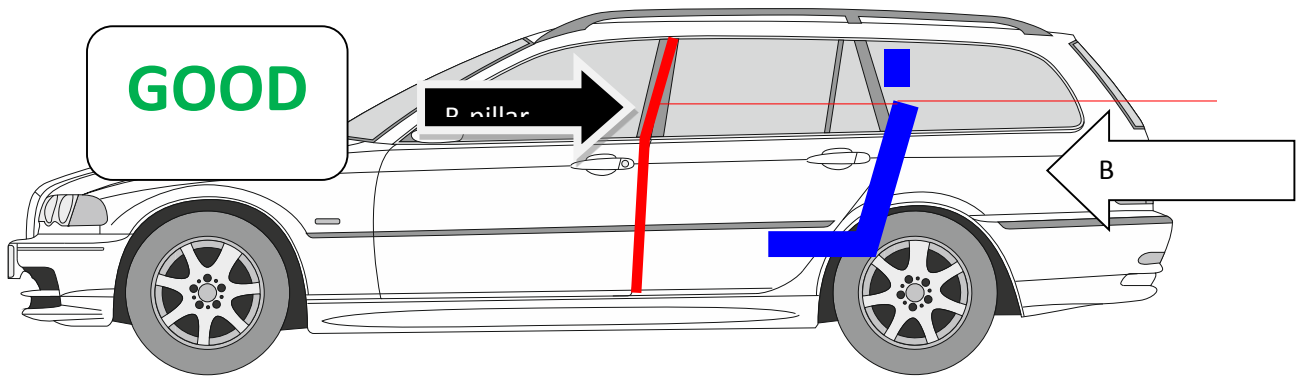
B means B-pillar

B we have in:


B means that the subwoofers, enclosure and port must be behind the (front) of the B-pillar and not higher than the original backseats without headrests.

There is no point for measurement, just follow the line of the B-pillar.

If the B-pillar has a curve, just follow the curve as measurement point.



In me sketch the backseat is very high, just to give you an impression. As long as the backseat is original.

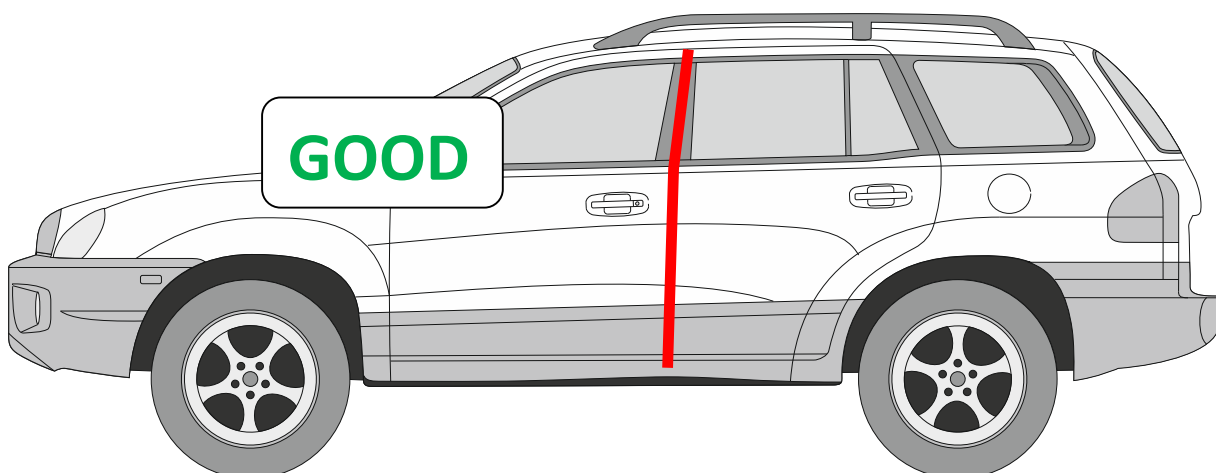


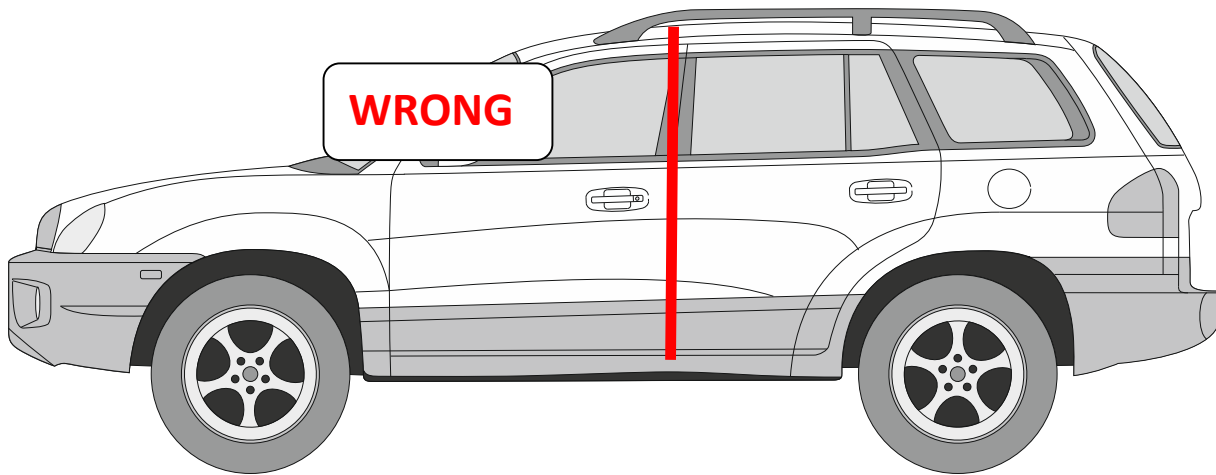
All the sound producing equipment including power supply (battery's, capacitor's, etc.) can be installed every ware, as long as it not infects the normal use of the car.

In Master B it's allowed to build battery's etc. On the place of the passengers side, be aware that the view through the windows stay clear.

W means Wall

W means that the subwoofers, enclosure and port must be installed behind the front of the B-pillar and can be up to the ceiling.





All the sound producing equipment including power supply (battery's, capacitor's, etc.) can be installed every ware, as long as it not infects the normal use of the car.

In W it's allowed to build battery's etc. On the place of the passengers side, be aware that the view through the windows stay clear.

In Experienced and Advanced the competitor is not allowed to take out the front seats.

This means that the seats must be usable as seats in a way it is intended by the factory. (NO BATTERY'S ETC. IN FRONT OF THE SEATS)

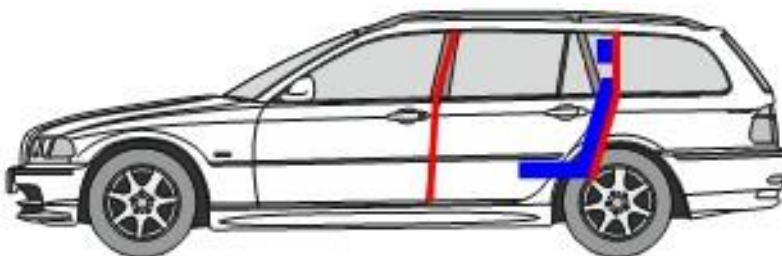
R means Rear

This class is made for competitors how can't compete in trunk because the enclosure is higher than the backseat!

Competitors how have an Trunk installation higher than the backseat can compete in this class.

For example the subwoofer / Enclosure and port can be built as a wall in the trunk.

The backseat must be at the original place in the car.



B/Wall R Class


Judging installation

Installation for ESPL is identical to SQ and MM, so the “installation manual” is also valid here. The definition of classes is written in the official Rulebook 2016

This is my addition, based on me experience.

4.2.1.

In ESPL there are a lot of competitors how using more than one battery.



In this picture the metal bar is in total bigger than 40 cm.

If the distance between two poles is 40 cm or less we count it, if good protected from short circuit as GOOD.

4.3.5. First optic impression


Be aware that ESPL competitors are very easy thinking and often not making their installation real properly or just forget to do it.

When an enclosure is painted the screw holes must be filled before painting.

If intended as a design than do not deduced points, but then the screws must be really really really nice and proper (pointing the same way, distanced the same, all the same depth)

When you look into the port or Plexiglas window and see that the box inside is wood, then you need to deduct points for this. The inside of an enclosure must be finished if it is possible to look in it.

Here we have examples we don't like to see, and deduct points for.



Measurement

For the measurement we use the ESPL tracks on the official EMMA disc.

The competitor is allowed to start where he wants, for example he wants to start at 1.32 from the track of your competition day.

It's not allowed to skip front or back in the track during the measurement.

All the competitors playing the same track during one competition.

How to place the sensor in the car.

The sensor must be in the **middle of the headrest** , on a wooden plate of 10 x10 cm.

The headrest has to be in down position (take care for this). If the headrest is fixed on the seat, than it must be factory original.

The driver's seat must be in a driving position, use commonsense!



An example how to build the sensor plate.

I hope you all can do this better than me. If you have questions ronald@emma-benelux.eu

Have a nice competition and a lot of fun.

Ronald van Looij EMMA Benelux

ESQL judging manual

The **ESQL** competition format was formed by EMMA Philippines and EMMA Thailand to open a competition arena for those who enjoy listening to good sound quality outside their cars.

The competition consists an SPL measurement with open doors like in EMMA ESPL.

Installation is also required but with less degree than ESPL and of course a sound quality judging outside the car. The Sound Quality judging contains Tonal Accuracy and Spectral Balance according to the EMMA SQ requirement. In addition the Listening Pleasure will be judged with a track chosen by the competitor.

Class and Categories

1. M-Category
2. X-Category

The rules for classification are identical to ESPL, described in the official EMMA Rulebook. On a National level or with the agreement of EMMA headquarter the ESQL Categories can be divided and extended analog to the ESPL Categories and Classes (T-1W, T-2W, T-4W, T-unl, R-unl, W-unl)

SPL for ESQL

SPL Measuring Procedure

The Event director or Head judge will announce which track will be used for ESPL/ESQL competition on the competition day. Except the Grand Final where the tracks to be used will be announced at least 1 week before the competition day.

Open Doors Measuring

Both doors must be completely open. The chosen Measurement track must play continuously for 30 seconds without stopping rewinding. All musical frequencies must be heard by the judges outside the car, otherwise 10 points will be deducted.

If the competition takes place outdoor, the engine might run during the measuring but must not exceed 2000 RPM.

The Microphone or sensor will be placed by the judges and must be certain that it is facing to the front of the car. The Competitor is not allow to touch it.

The Voltage should be checked at the amplifiers before starting the measurement and should not be higher than 14.6V except in unlimited class.

There is no limitation for SPL measurement results in T-unl., R-unl and W-unl. The result will be counted as measured. T-1W, T-2W, T-4W for every dB below 135 dB 1 point will be deducted.

Microphone Position



1. The Mic will be placed on the driver seat which must be in a reasonable driving position. Competitor must be able to sit and drive the car by holding steering wheel pressing gas, clutch and brakes and still able to see measuring devises. Seat back is not allow to move forward.
2. The Mic. will be placed horizontal approx. 65 cm. above the seat. The Mic. cable will be routed out the door by judge. Only the official measuring device licensed by EMMA will be used. No special device of any kind is allowed.

Rules to take care of!

1. Only the owner of the car or competitor will be operating the volume
2. The volume is only controlled by the owner or presenter of the competition vehicle
3. The judges will not adjust any volume control, track selection control and head unit power switch.
4. Only the official EMMA ESPL judging CD is to be used for the judging process and the announced track will be played
5. The maximum voltage is 14.6 Volts with engine running.
6. A maximum of two (2) physical amplifier-channels for each physically installed woofer is allowed, except in Unlimited Class
7. Cars with modified **active equipment** must compete in Unlimited Class
8. In some EMMA ESPL categories it is requested that subwoofers including enclosures, ports, etc. must be installed in the trunk area (rear seat can be taken out or retracted as long as it is not modified) and /or not higher than the top of the original rear seat with a maximum not higher than the top of the original rear seat (not headrests!), otherwise the car must be in it's respected category.
9. A front system must be installed and play audible music during measurement, **if the front system is not audible there will be a 10 point deduction.** It should be installed according to the official EMMA Rulebook. If the front system is installed in another or even dangerous way the car has to compete in Unlimited
10. The competitor is responsible for his/her equipment and EMMA takes over no responsibility or guarantees in case of any damage to the sound system or the vehicle.
11. It is the competitor's decision if he/she sits inside the car during the judging process. EMMA is not responsible for damages to the health of the competitor but strongly recommends being careful!!!
12. The vehicle must be shown to the public after the measurement is finished. The organizers will point out an area for presentation. In that case the cars must be presented to the public. If the presentation does not happen the judge or Event Director will take back the 10 points from presentation to the public.
13. Only officially registered cars are allowed to compete and they must be able to be driven inside and outside the judging area by using their own engine.
14. No additional power supplies are allowed to be connected **to the mains** during the measurement process => no external power supply
15. All competitor cars must have driver and passenger side seats installed in original condition or similar (sport seats, etc.).

16. All components of the audio-system have to be installed into the vehicle – trailers etc. are not allowed
17. During the measurement only the person that would operate the volume is allowed inside the car. No one should block the two front doors during this time.
18. Additional batteries are allowed to be installed and must be properly mounted and fused.
19. The source unit must be installed properly into the car or mounting rack outside the car is accepted.
20. If during measurement the head unit stops/blocks/jumps, the system or a component of the system fails/breaks down, etc. the competitor has a second chance to start over after 2 minutes. The same if he used accidentally another
21. Only the official designated EMMA ESPL tracks will be used for measuring SPL
22. A Passive membrane is not counted as speaker.

Installation for ESQ

Installation judging should be done after measuring SPL. The Competitor will show the judge their installation of the CarMedia system. The judge will score and explain immediately their scores to the competitor.

Outside Sound Quality

The two Judges will be standing in a distance of 5 to 15 meters from the car as on the competitor's request.

Tracks used for competition

1. EMMA ESPL CD Track using for SPL section will be drawn at the beginning of the competition day or earlier.
2. Use EMMA SQ CD track 11 for Tonal accuracy score and 12 for Spectral balance.
3. **The extra Musical track will be used for Listening Pleasure scoring and public enjoyment. The Competitor is allowed to choose a music track, but this musical track must be in good manner. It must not be lewd or lyrics suggestive. The Competitor may have a performance during playing extra track. The length of the extra track/performance is limited to 5 minutes unless otherwise announced.**
4. For the 3rd. Track the competitor will receive scores for Listening pleasure and also score for Public enjoyment in a total of 6 points. The competitor may earn max of 2 points for originality, 2 points for effects and coordination, 2 points for overall effort.

The winners

Competitor with the highest total points win. In case of a tie, will be decided in order by

- A. Total of Tonal and Spectral balance WINS. If still a tie
- B. Highest Score of Open door measurement WINS. If still a tie
- C. The competitor with highest Tonal score WINS. If still a tie
- D. The competitor with highest Listening Pleasure WINS.

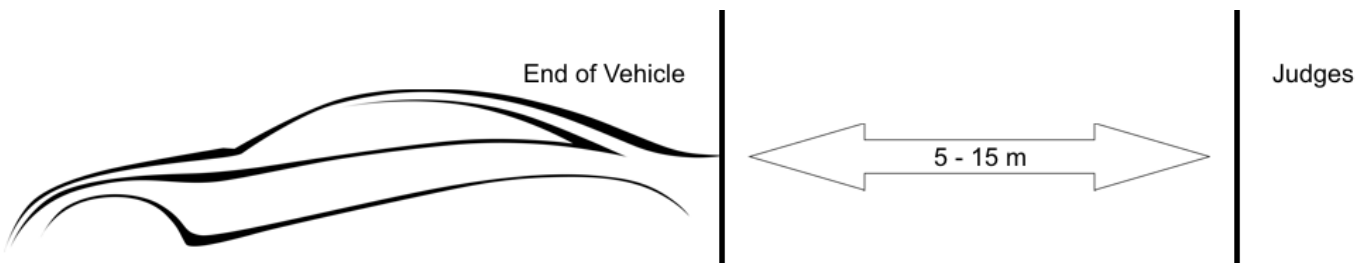
If still a tie

- E. Measurement of Open door would be measured again among
Competitors who tied and a new track would be given to rejudge again.

Position of SQ judge

Cars can be positioned in anyways as long as it will be within the 5 meter line.

Competitors can choose in between 5m to 15m and choose if it should be judged standing or sitting (provided with a seat in a comfortable way).



Further Information and Ideas can be shared with Prapasakorn Bhucksasri at prapasakorn@gmail.com or at the official EMMA Forum at www.carmediaworld.com

Notice:

Official international EMMA Partners 2016/2017

